



SMUD RENEWABLE ENERGY & PROCUREMENT

Independent Energy Producers

Annual Meeting – 9/19/09

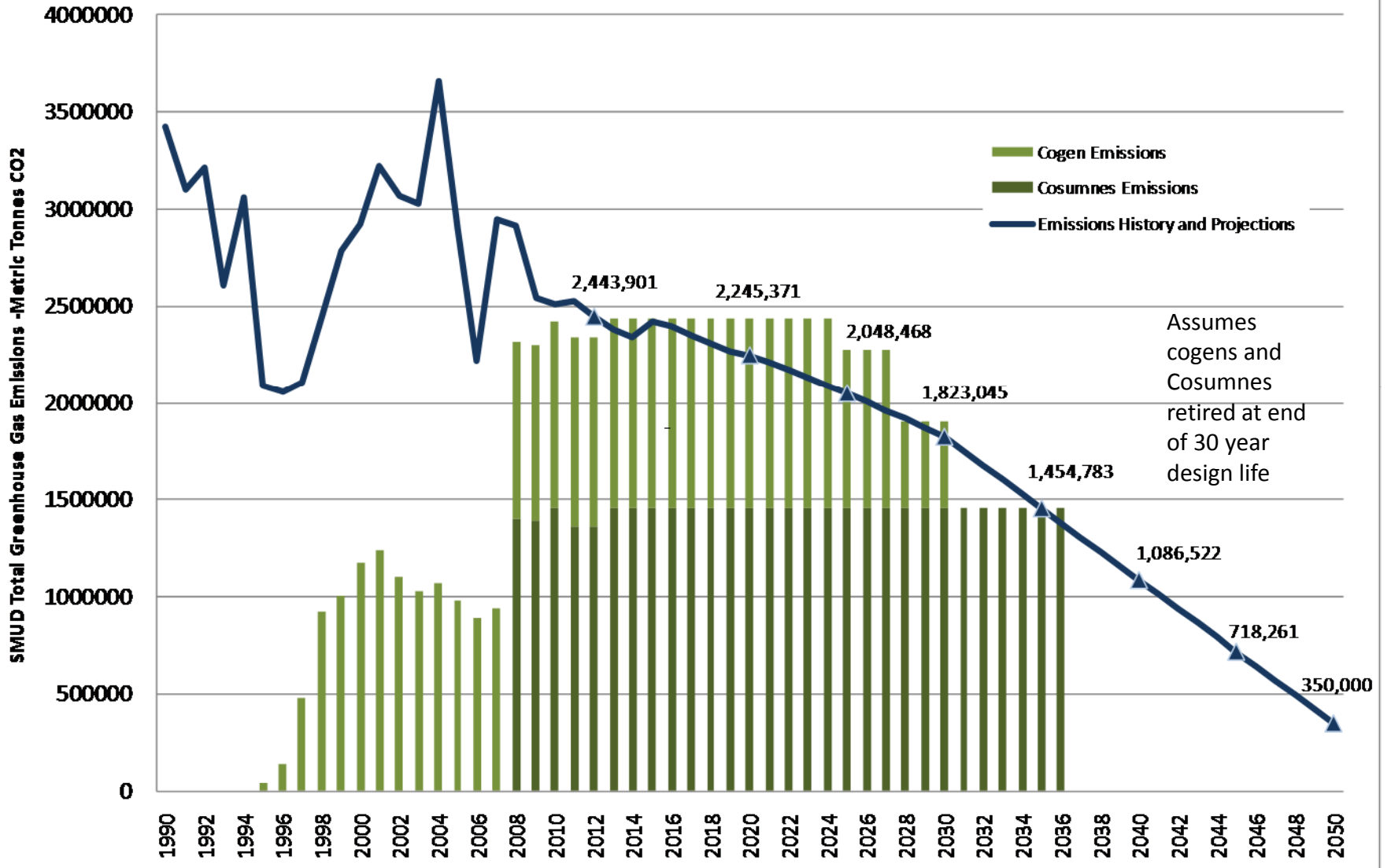
Michael DeAngelis, SMUD

SMUD RENEWABLE GOALS

- Sustainable Power Supply Goal of 10% GhG Emissions by 2050
- Renewables Portfolio Standard (RPS), and Green Pricing Program ('Greenergy')

Renewable Energy Program	2008 Supply Goal	2008 Actual	2010 Goal	2020 Goal
RPS	14%	16.5%	20%	33%
Greenergy	3%	3%	3%	4%
Totals	17%	19.5%	23%	37%

Projected Greenhouse Gas Emissions Targets for SMUD Retail Load through 2050

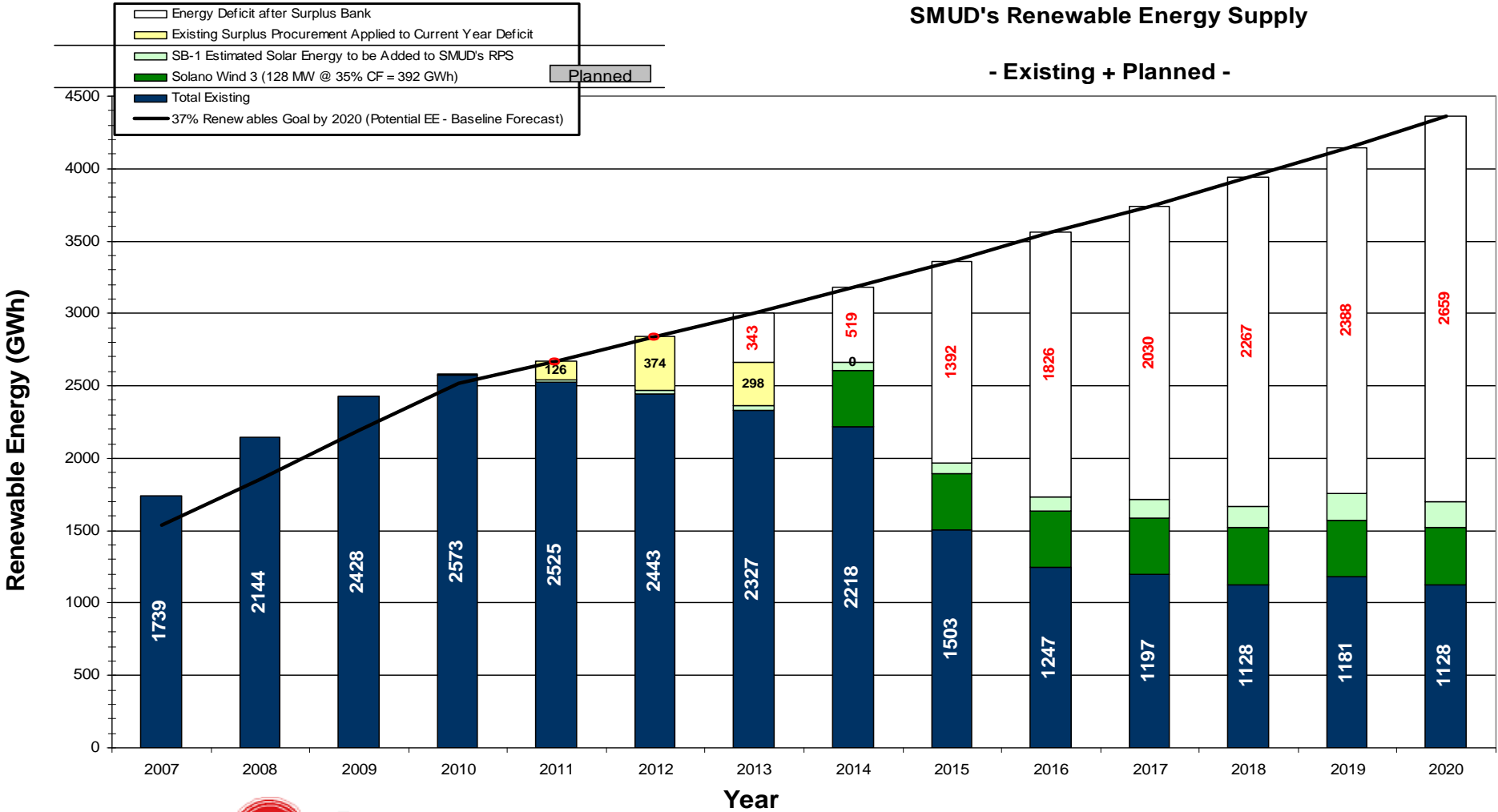


SMUD RENEWABLE SUPPLY VS. GOALS



SMUD's Renewable Energy Supply

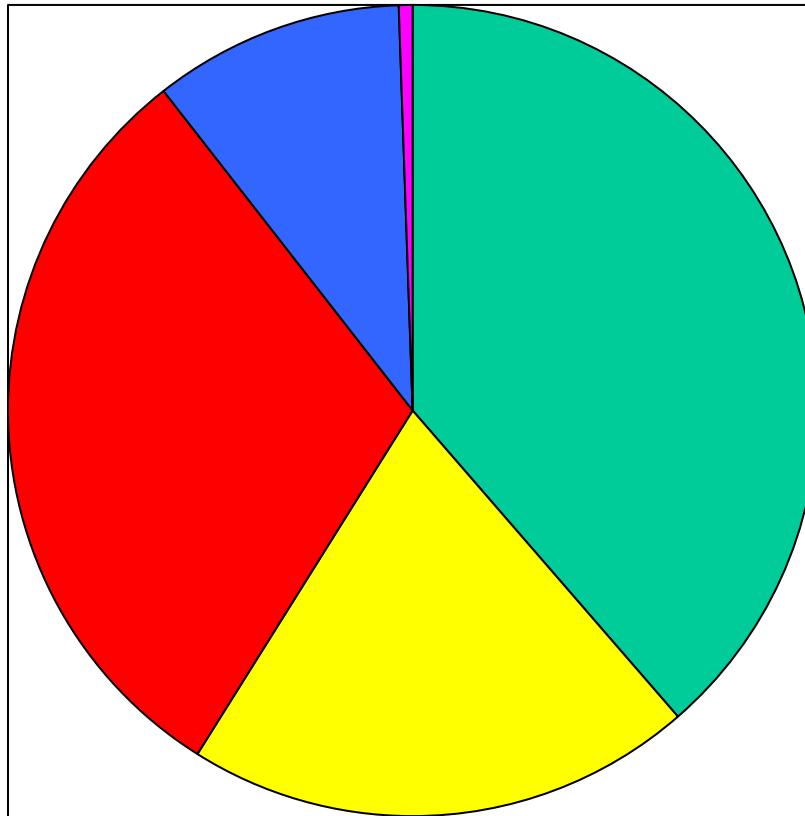
- Existing + Planned -



SMUD

SACRAMENTO MUNICIPAL UTILITY DISTRICT
The Power To Do More.™

SMUD RENEWABLE SUPPLY BY TYPE (2008)

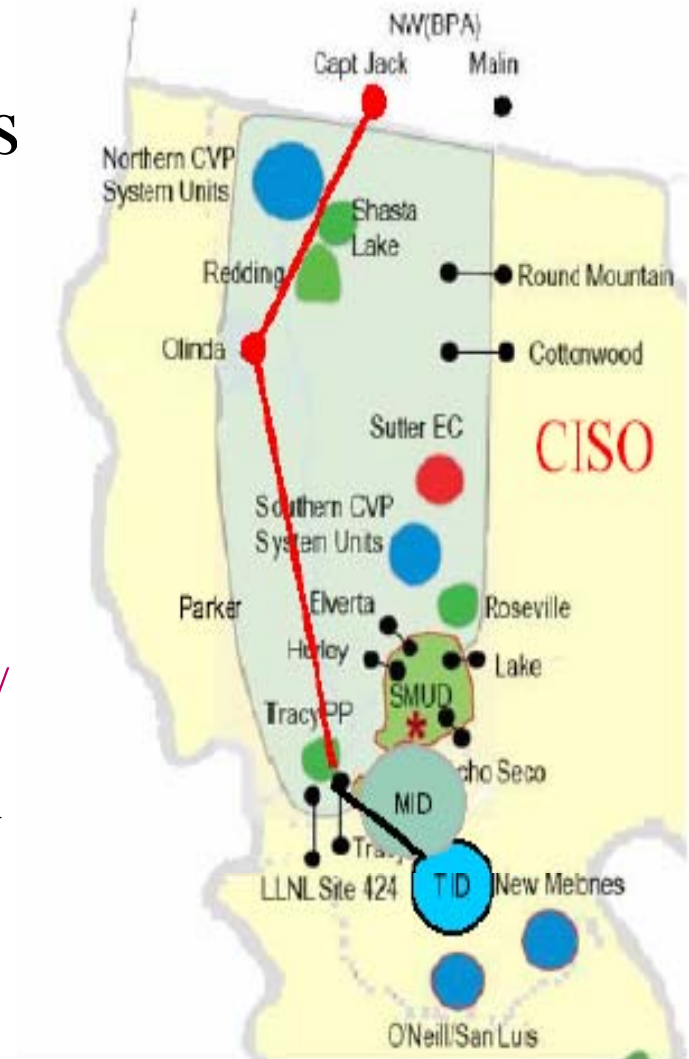


- BIOMASS (38%)**
- GEO THERMAL (20%)**
- WIND (31%)**
- SMALL HYDRO (10%)**
- SOLAR (<1%)**

SMUD RENEWABLES PROCUREMENT

- SMUD Builds, Owns and Operates Some Renewables but IPPs Supply about 85%
 - SMUD is a N. CA Control Area
- Annual Renewables RFO
 - Next RFO – March, 2010.

<https://usage.smud.org/EBSSExt/>
- Unsolicited Proposals from IPPs also Accepted



SMUD

SACRAMENTO MUNICIPAL UTILITY DISTRICT
The Power To Do More.™

SMUD RENEWABLES PROCUREMENT

- Basic Information Requested for Offer to be Evaluated
 - Technical Screening + Economic Ranking
 - Levelized Cost = Bid Price + Transmission Cost
 - Levelized Value = Energy + Capacity + Transmission + CO2
- Preference for Renewables Projects in Service Territory or Balancing Authority
- Top-Ranked Projects move to PPA Negotiations